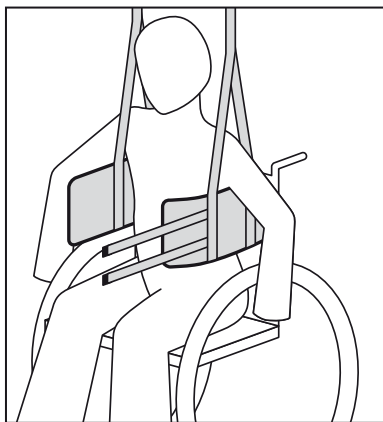




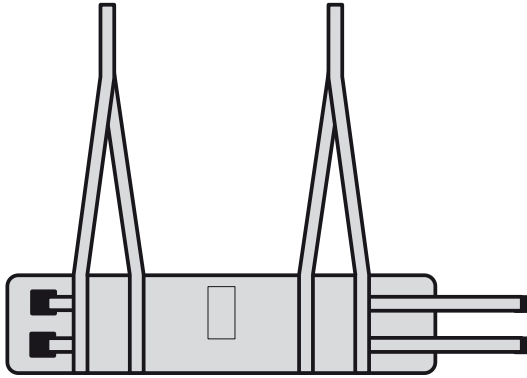
Yes, you can.®



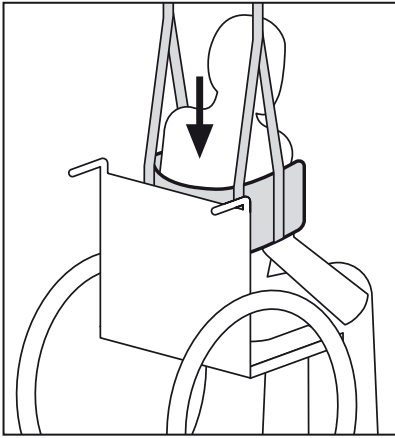
Invacare® **Standing Transfer Vest**

- User's Manual (GB)***
- Brugermanual (DK)***
- Bruksanvisning (SE)***
- Brukerveiledning (NO)***
- Bedienungsanleitung (DE)***
- Gebruiksaanwijzing (NL)***
- Manual d'utilisation (FR)***
- Manual del usuario (ES)***
- Manuale d'uso (IT)***
- Manual de Utilização (PT)***

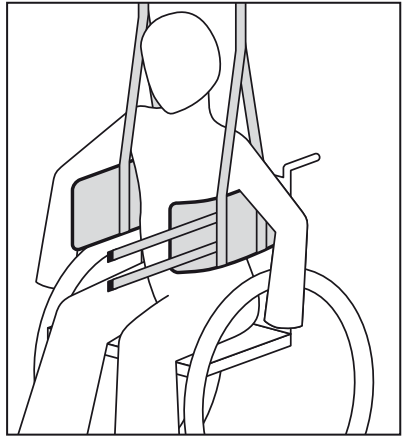
Standing Transfer Vest



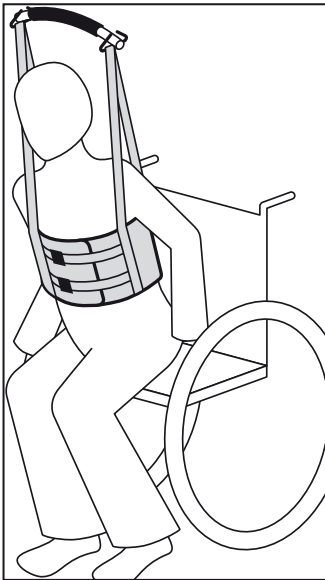
1.



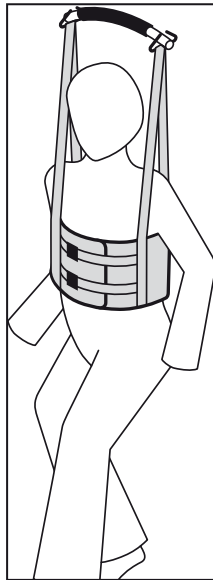
2.



3.



4.



Quality Declaration

Congratulations with your new Invacare® sling from Invacare® EC-Høng A/S.

Your new sling is **CE**-marked in accordance with directive 93/42/EEC concerning medical devices.


Invacare® slings are developed and constructed with consideration for the user and others handling or assisting with lifting. Each sling type has been developed in accordance with the European Standard EN 10535.

Invacare® slings have been supervised and quality controlled throughout the entire production process, and the finished sling has been inspected by our finished goods control.

Please read the entire user's manual before using the sling.

Invacare® EC-Høng A/S is certified according to ISO 9001 and ISO 13485.

For and on behalf of Invacare EC-Høng A/S



Brian Mundeling
R & D Manager

Invacare® Standing Transfer Vest

USER'S MANUAL (GB)	2 - 3
BRUGERMANUAL (DK)	4 - 5
BRUKSANVISNING (SE)	6 - 7
BRUKERVEILEDNING (NO)	8 - 9
BEDIENUNGSANLEITUNG (DE)	10 - 11
GEBRUIKSAANWIJZING (NL)	12 - 13
MANUEL D'UTILISATION (FR)	14 - 15
MANUAL DEL USUARIO (ES)	16 - 17
MANUALE D'USO (IT)	18 - 19
MANUAL DE UTILIZAÇÃO (PT)	20 - 21

Standing Transfer Vest

Thank you for purchasing an Invacare® sling.

The following user guide must be read and adhered to, or the warranty may be void. Please check your sling on delivery – if the sling is not in perfect condition, please contact your supplier.

The Invacare® Standing Transfer Vest is available with or without groin band, the groin band can be attached to the transfer standing vest very easily. The Standing Transfer Vest is suitable for clients with reduced standing/walking abilities, and/or reduced balance. The sling provides maximum personal access for dressing and hygiene.

Note: The Standing Transfer Vest lifts is applied around the upper part of the body, located in the under arm area. It is essential that the user has the ability to stand up, and has some degree of weight bearing ability to ensure that he feels contact with the floor.

Sling application – Sitting in chair or wheelchair

Lean the client forward ensuring that they are well supported to reduce the risk of falling and to promote feelings of security.

Slide the vest down behind the back of the client in a central position aligned with the waist.

Sit the client back on against the sling. **Picture 1.**

Take the arms through the straps and fasten the vest round the clients stomach by using the adjustable buckle. **Picture 2.**

Attach loops to the spreader bar or lifting strap

Attach the loops to the spreader bar or lifting straps. The sling can be used at spreader bars with 2 attachment points. Please note, that for security and comfort reasons, the size (width) of the spreader bar must correspond with the size of the sling. Invacare recommend that a professional, prior to issuing lifting equipment, always carry out a risk assessment. If you are in doubt about the use of Invacare's slings with other manufacturer's equipment, contact Invacare® or you supplier for advice.

Before lifting the client, always check that both feet are placed on the floor for weight bearing. Help the client to lean forward (in his natural way of movement) before beginning the lift.

Picture 3.

When the client is in a standing position, the posture of the client can be adjusted by altering the shoulder straps. **Picture 4.**



Use only CE marked spreader bars and hoists, preferably with a rated Safe Working Load equal to or higher than that of the sling. If the SWL is lower than of the sling, the SWL of the spreader bar or hoist is applicable.



Always check that all the straps are properly attached to the spreader bar or lifting straps, before attempting to lift the client.



Invacare® recommend that a risk assessment is always carried out by a professional prior to issuing lifting equipment. Always choose the sling design and size according to the clients weight, size and physical ability.



Slings should be checked regularly for wear and damage* – NEVER use a damaged sling. (*In accordance with each country's regulations).



If you are in any doubt, please do not attempt to use the sling and seek the advice of a professional or your supplier.

Permissible max. load 200 kg.

Symbols:  = 200 kg     

Safe Working Load, consult the Users Manual, do not exceed 95°C washing temperature, do not bleach, do not tumble dry, do not iron.

All Invacare® slings are guaranteed for one year.



Yes, you can.[®]

Customer Sales and Service

Denmark

INVACARE A/S

Sdr. Ringvej 37
DK-2605 Brøndby
Phone: +45 36 90 00 00
Fax: +45 36 90 00 01
www.invacare.dk
denmark@invacare.com

Sweden & Finland

INVACARE AB

Fagerstagatan 9 / Box 66
S-163 91 Spånga
Phone: +46 8 761 70 90
Fax: +46 8 761 81 08
www.invacare.se
sweden@invacare.com

Norway & Iceland

INVACARE AS

Grensesvingen 9
Postbox 6230 Etterstad
N-0603 Oslo
Phone: +47 22 57 95 00
Fax: +47 22 57 95 01
www.invacare.no
norway@invacare.com

Spain

INVACARE S.A.

C/Areny S/N
Poligon Industrial de Celrà
E-17460 Celrà (Girona)
Phone: +34 972 49 32 00
Fax: +34 972 49 32 20
www.invacare.es
contactsp@invacare.com

Switzerland

MOBITEC REHAB AG

Benkenstrasse 260
CH-4108 Witterswil
Phone: +41 61 487 70 80
Fax: +41 61 487 70 81
switzerland@invacare.com

Invacare[®] EC-Høng A/S

Ident. no.: 1487387

Version: 02

Date: 06.2007

Belgium & Luxemburg

INVACARE N.V.

Autobaan 22
B-8210 Loppem, Brügge
Phone: +32 50 83 10 10
Fax: +32 50 83 10 11
www.invacare.be
belgium@invacare.com

Netherlands

INVACARE B.V.

Celsiusstraat 46
NL-6716 BZ Ede
Phone: +31 318 695 757
Fax: +31 318 695 758
www.invacare.com
nederland@invacare.com
csede@invacare.com

Germany

INVACARE AQUATEC GmbH

Alemannenstrasse 10
D-88316 Isny
Phone: +49 75 62 7 00 0
Fax: +49 75 62 7 00 66
www.invacare-aquatec.com
info@invacare-aquatec.com

Portugal

INVACARE Lda

Rua Estrada Velha 949
P-4465-784 Leça do Balio
Phone: +351 225 1059 46/47
Fax: +351 225 1057 39
www.invacare.pt
portugal@invacare.com

Australia

INVACARE Australia Pty Ltd

1 Lenton Place, North Rocks
NSW 2151
Phone: +61 2 8839 5333
Fax: +61 2 8839 5353
www.invacare.com.au
sales@invacare.com.au

3rd party certified
according to
EN ISO 9001
EN ISO 13485

France

INVACARE Poirier S.A.S

Route de St. Roch
F-37230 Fondettes
Phone: +33 2 47 62 64 66
Fax: +33 2 47 42 12 24
www.invacare.fr
contactfr@invacare.com

Italy

INVACARE MECC SAN S.R.L.

Via dei Pini 62
I-36016 Thiene (VI)
Phone: +39 0445 38 00 59
Fax: +39 0445 38 00 34
www.invacare.it
italia@invacare.com

United Kingdom & Ireland

INVACARE LTD

South Road
Bridgend Industrial Estate
UK-Bridgend, CF31 3PY
Phone: +44 1 656 664 321
Fax: +44 1 656 667 532
www.invacare.co.uk
uk@invacare.com
ireland@invacare.com

New Zealand

INVACARE NZ

4 Westfield Place,
Mt. Wellington
Auckland
Phone: +64 9 917 3939
Fax: +64 9 917 3957
www.invacare.co.nz
sales@invacare.co.nz

Austria

MOBITEC MOBILITÄTSHILFEN GmbH

Herzog Odilostrasse 101
A-5310 Mondsee
Phone: +43 6232 5535 0
Fax: +43 6232 5535 4
www.mobitec-austria.com
austria@invacare.com

Manufacturer:

INVACARE EC-Høng A/S

Østergade 3
DK-4270 Høng
www.invacarebeds.dk