


INVACARE® TOP END® Pro Basket-Ball / Tennis



Yes, you can.®

INVACARE® TOP END® Pro Basket-Ball / Tennis



Paul Schulte - USA

The *Invacare Top End Pro* is designed for aspiring athletes who want durability in a chair but also need to be able to make quick and easy adjustments. Available in two versions - as suitable for basketball as it is for tennis - the new *Top End Pro* is available in both a short and tall frame to accommodate a range of differing body shapes. All you need to do is measure your seat width and depth, select a wheel size and pick a colour, and you're ready to play, compete and have fun.


The *Invacare Top End Pro* features a fully welded aluminium base frame with fixed camber which gives it the same rigidity and durability as our elite *Top End T-5 7000 Series Tennis* and *Top End Paul Schulte 7000 Series BB*. The *Top End Pro* includes high-performance sports wheels, high-pressure clincher tyres, quick release axles, and an adjustable height-fixed swivel anti-tip with a 58mm fifth wheel.

What sets this chair apart from any other tennis or basketball wheelchair is the easy way it can be adjusted. Thanks to our exclusive 'quick release' rear seat height adjustment, the chair can be set to different seat heights between matches - fast and easy. The adjustable platform footrest delivers the perfect foot position, whether you like to tuck them way back or keep them more to the front. The design also benefits from a toe stop and strap to secure your feet.


OPTIONS AND FEATURES



Front seat height and centre of gravity adjustment possibilities.



Quick release lever to easily adjust the rear seat height.



Rear seat height adjustment possibilities.



Click straps available in 3 different sizes (S, M and L).



TECHNICAL DATA



12" - 20"
(approx. 305 - 508 mm)



12" - 18"
(approx. 305 - 457 mm)



Front: 17" - 21"
(approx. 432 - 457 mm)
Rear: 13" - 21"
(approx. 330 - 533 mm)



9" - 18"
(approx. 229 - 457 mm)



Max. 250 lbs
(approx. 113 kg)

Invacare Limited
Pencoed Technology Park - Pencoed
Bridgend CF35 5AQ - United Kingdom
Tel: +44 1 656 776 222
Fax: +44 1656 776 220
E-mail: uk@invacare.com
Sales Order E-mail:
ordersuk@invacare.com
www.invacare.co.uk

Invacare Ireland Ltd
Unit 5 - Seatown Business Campus
Seatown Road - SWORDS
County Dublin - Ireland
Tel. +353 1 8107084
Fax +353 1 8107085
Email: Ireland@invacare.com
www.invacare.ie

© 2012 Invacare International Srl
All rights reserved.

All information quoted is believed to be correct at time of print. Invacare reserves the right to alter product specifications without prior consultation.

TopEnd Pro BB / Tennis
UK - 03/2012 - 1538633



Yes, you can.®

Please refer to order form for all technical specifications.

