

Maxxcare[®] Pro Heel Boot



Offload heels to relieve pressure



Now Available in a small size.

The **Maxxcare Pro Heel Boot** provides excellent comfort and pressure reduction for patients with a 'high risk'¹ of developing pressure ulcers to the vulnerable heel area. For patients with pressure damage, the **Maxxcare Pro Heel Boot** can be an effective solution for wound healing, as its unique design allows for **heel offloading**. (NICE 2014) The 2014 European Pressure Ulcer Advisory Panel (EPUAP 2014) guidelines also recommend the practice of off-loading pressure "**floating heels**"². The use of heel protection devices such as the **Maxxcare Pro Heel Boot** is a very effective intervention for preventing heel damage in patients and is a valuable resource in the treatment of existing pressure ulcers. With the **Maxxcare Heel Boot now available in a smaller size**, it is now suitable for children and small adults, as well as frail elderly individuals requiring heel off-loading.

Pressure and shear protection for heels

The **Maxxcare Pro Heel Boot** is light and comfortable enough to be worn by the patient in any position. When used in a supine and optimum seated position it completely off-loads pressure from the heel. The **Maxxcare Pro Heel Boot** can be used as a preventative measure. If the patient has an existing heel pressure ulcer it is an effective healing aid. The pre-inflated air capsules inside the boot create optimum comfort and stable positioning to support the foot and ensure effective pressure redistribution to the heel area. **Specifically addressing the risk of pressure damage as a result of shear, the smooth external fabric produces minimum friction between the patient's skin and the support surface.**

Maxxcare Air Cushioning

The **Maxxcare Pro Heel Boot** has been developed by **Vicair**[®] who are known for their uniquely designed specialist cushions that offer superior pressure redistribution and optimal positioning. Using this specialist knowledge the new **Maxxcare Pro Heel Boot** has been developed from a durable specialist low friction material on the exterior with a soft and smooth interior. **Four removable air tubes form a comfortable cushioning effect around the foot for complete heel protection.**

Reduction of pressure and shear at the heel

The reduction of pressure and shear at the heel is an important point of interest in clinical practice. The posterior prominence of the heel sustains intense pressure, even when a pressure redistribution surface is used (EPUAP 2014). The reduction of pressure ulcers to the vulnerable heel area is a challenge for most clinicians. Attributing factors for increased risk are positioning difficulties and lack of subcutaneous fat in this area.

Features and Options



Now available in small size. Available in 3 sizes to accommodate a wide range of foot and ankle dimensions. The size of the patient's instep contour should determine which size they require.

There is a label on the front of the boot that can be completed with patient details for identification purposes. The boot is edged with securely stitched piping for extra comfort around the ankle, calf and toe areas.




Adjustable velcro straps ensure the best individual fit for patients to achieve secure positioning. If required the boot can be machine washed without removing the internal inflated air cushions.

The **Maxxcare Pro Evolution heel boot** effectively offloads the vulnerable heel.

Maxxcare[®]

Technical data

For more information about this product, including the product's user manual, please visit www.invacare.co.uk.

| Total product weight | Max. cleaning temperature | Size |
|---|---|--|
|  0,1 kg |  60° (machine washable) |  Small Standard XL |

- Essential nursing care is pivotal in pressure ulcer prevention. This product will positively contribute to the outcome of a pressure ulcer prevention care plan. Education, clinical judgement and action based planning based on vulnerability are fundamental factors in the prevention of pressure ulcers. A range of assessment scales can be used as a formal method of assessing risk from pressure ulcer development, and should be used in conjunction with an informal assessment (informed nursing judgement). Informal assessment is considered to be of greater importance and clinical value (The risk category in this instance is based on the Waterlow Scale).
- Prevention and Treatment of Pressure Ulcers: Quick Reference Guide National Pressure Ulcer Advisory Panel, European Pressure Ulcer Advisory Panel and Pan Pacific Pressure Injury Alliance: Oct 2014

Colour

Blue



1 year warranty

T: +44 1656 776222
uk@invacare.com
www.invacare.co.uk
www.invacare.ie

Invacare UK & Ireland
Unit 4 Pencoed Technology
Park
Bridgend CF35 5AQ



Yes, you can.[®]