



Urgent Field Safety Notice

Action 3 Junior – Push bar finger bolts

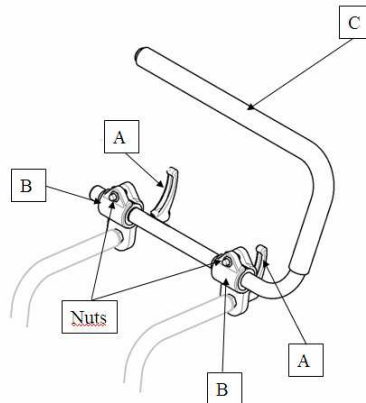
Date: 17th November 2010

Invacare Ref: FSN 035

Ref: IR 2009 011 005 081 023 - PR#4864

Urgent Safety Information:

In the interests of the safety of our customers we would like to bring your attention to a potential failure of Action 3 Junior push bar M6x30 finger bolts (rep A).



The failure of finger bolts can lead to injuries if control of the chair is lost.

A modification has been implemented starting from the SN051021027909 (28th June 2010). The effectiveness of this solution has been confirmed by specific fatigue tests which are in accordance with ISO 7176 requirements.

Please be advised that if you have purchased an Action 3 Junior manual wheelchair with push bar manufactured from the SN050714224781 to the SN051021027909, you will be contacted by Invacare and provided with a free of charge kit which will be available in December.

Please contact Invacare if you purchased this item as a spare part before 06th October 2010, and request a free of charge upgrade kit for your wheelchair. Please quote kit number 1545634, and advise the serial number of your wheelchair.



Invacare® Limited
Pencoed Technology Park ·
Pencoed · Bridgend CF35 5HZ
Tel: +44 1 656 776 222
Fax: +44 1 656 776 220

Invacare® Ireland Ltd
Unit 5 · Seatown Business Campus
Seatown Road · SWORDS · County,
Dublin
Tel. +353 1 8107084
Fax +353 1 8107085



Please ensure that the information in this notice is made available to all relevant personnel within your organisation and / or customer base, and / or any organisation where the potentially affected devices have been transferred. Please also ensure that awareness is maintained for an appropriate period.

Invacare acknowledges that this may be an inconvenience; however it is not an option and must be done immediately to mitigate the potential safety risk.

If you have any questions relating to this bulletin, or should you require any additional information, please contact;

Technical Services Department

Tel. 01656 776333

Fax. 01656 776330

Invacare confirm that the relevant Competent Authorities have been informed of this Field Safety Corrective Action.



Invacare® Limited
Pencoed Technology Park ·
Pencoed · Bridgend CF35 5HZ
Tel: +44 1 656 776 222
Fax: +44 1 656 776 220

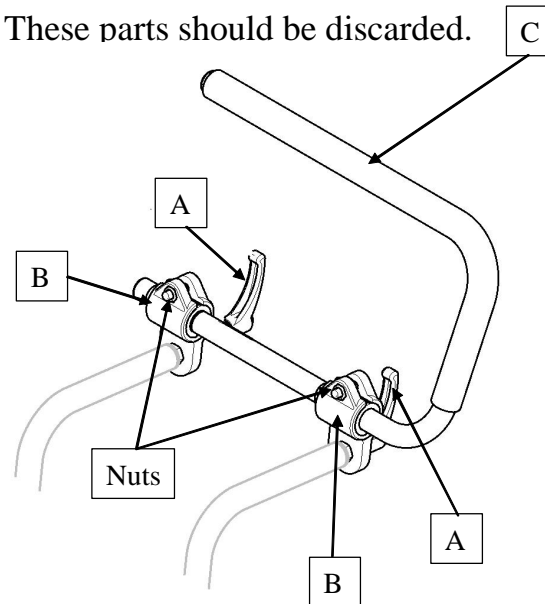
Invacare® Ireland Ltd
Unit 5 · Seatown Business Campus
Seatown Road · SWORDS · County,
Dublin
Tel. +353 1 8107084
Fax +353 1 8107085



Installation kit : 1545634

Remove the parts on the chair

- Unscrew the both nuts of the plastic part and remove the original push bar (piece C) from the chair.
- Remove the Handles M6 (pieces A) – These parts should be discarded.
- Remove the Plastic parts (pieces B) – These parts should be discarded.



Ref : 1545635
(23-09-2010)



Invacare® Limited
Pencoed Technology Park ·
Pencoed · Bridgend CF35 5HZ
Tel: +44 1 656 776 222
Fax: +44 1 656 776 220

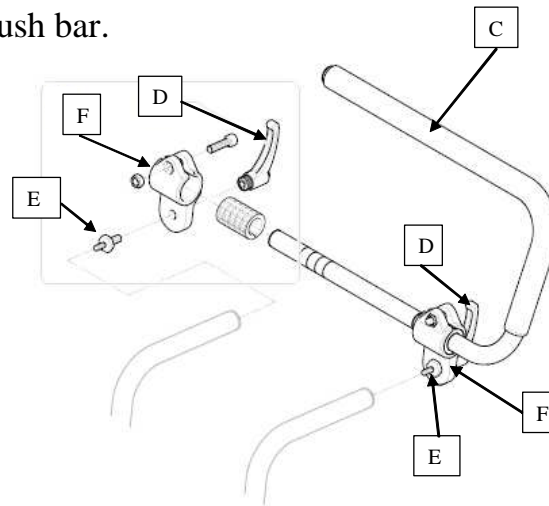
Invacare® Ireland Ltd
Unit 5 · Seatown Business Campus
Seatown Road · SWORDS · County,
Dublin
Tel. +353 1 8107084
Fax +353 1 8107085



Installation kit : 1545634

Assemble the new parts provided with the kit, on the chair.

- Fit the M6/M8 Adaptor using 17mm spanner (pieces E) – torque 10Nm.
- Assemble the Plastic parts (Pieces F).
- Screw the Handles (pieces D).
- Replace the original Push bar (piece C).
- Tighten Handles (D) to secure Push bar.



Ref : 1545635
(23-09-2010)



Invacare® Limited
Pencoed Technology Park ·
Pencoed · Bridgend CF35 5HZ
Tel: +44 1 656 776 222
Fax: +44 1 656 776 220

Invacare® Ireland Ltd
Unit 5 · Seatown Business Campus
Seatown Road · SWORDS · County,
Dublin
Tel. +353 1 8107084
Fax +353 1 8107085